
Living & Young System

_DESIGN: R&D CLEI

INFORMAZIONI TECNICHE / TECHNICAL INFO

Elementi contenitori, base e colonne a giorno, con cassetti e ante di diversa tipologia; affiancabili tra di loro e integrabili con tutti i sistemi trasformabili.

Storage units, open cabinets and storage units, with drawers and doors of various types; that can be placed side by side and can be integrated with all transforming systems.

FINITURE / FINISHINGS

- **ELEMENTI CONTENITORI H MM 763**

Struttura

Melaminico bianco, perla, grafite, noce, rovere sabbia, rovere moro - laccato nelle varianti campionario Cleicoloursystem

Ante e cassetti

Melaminico bianco, perla, grafite, noce, rovere sabbia, rovere moro - laccato nelle varianti campionario Cleicoloursystem, Dialux bianco lucido - Essenze noce dogato

Maniglie per ante legno

Apertura a pressione (INPA), maniglia applicata MA (P01-M10-M22-M33), maniglia applicata ML (ML11-ML38), maniglia a filo anta W016 - W032.

Per i cassetti non è prevista l'apertura a pressione (INPA).

- **COLONNE H MM 2200 - 2561**

Struttura

Melaminico bianco, perla, grafite, noce, rovere sabbia, rovere moro - laccato nelle varianti campionario Cleicoloursystem

Ante e cassetti

Melaminico bianco, perla, grafite, noce, rovere sabbia, rovere moro - laccato nelle varianti campionario Cleicoloursystem, Dialux bianco lucido - Essenze noce dogato

Ante telaio vetro

Telaio alluminio e vetro trasparente - specchio fumè

Maniglie per ante legno

Apertura a pressione (INPA), maniglia applicata MA (P01-M10-M22-M33), maniglia applicata ML (ML11-ML38), maniglia a filo anta W016 - W032 - W117 - D55. Per i cassetti non è prevista l'apertura a pressione (INPA). Per le ante telaio vetro è previsto

l'utilizzo della sola maniglia P01

- **STORAGE UNIT H 763 MM**

Structure

Melamine White, Perla, Grafite, Walnut, Oak Sabbia, Oak Moro - lacquered as per Cleicoloursystem.

Door and drawer

Melamine White, Perla, Grafite, Walnut, Oak Sabbia, Oak Moro - lacquered as per Cleicoloursystem, Glossy Dialux White - Wavy Walnut Wood

Handles for wooden doors

Touch-latch system (INPA), MA applied handle (P01-M10-M22-M33-M33), ML applied handle (ML11-ML38), profile handle W016 - W032 Touch-latch opening (INPA) is not supplied for drawers.

- **STORAGE UNITS H 2200 - 2561 MM**

Structure

Melamine White, Perla, Grafite, Walnut, Oak Sabbia, Oak Moro - lacquered as per Cleicoloursystem.

Door and drawer

Melamine White, Perla, Grafite, Walnut, Oak Sabbia, Oak Moro - lacquered as per Cleicoloursystem, Glossy Dialux White - Wavy Walnut Wood

Framed glass door

Aluminium frame and transparent glass - smoked mirror

Handles for wooden doors

Touch-latch system (INPA), MA applied handle (P01-M10-M22-M33) ML applied handle (ML11-ML38), profile handle (W016 - W032 - W117 - D55). Touch-latch opening (INPA) is not supplied for drawers. For framed glass doors, only handle P01 can be used.

- **ELEMENTO TERMINALE**

Struttura

Melaminico bianco, perla, grafite, noce, rovere sabbia, rovere moro - laccato nelle varianti campionario Cleicoloursystem

Ante

Melaminico bianco, perla, grafite, noce, rovere sabbia, rovere moro - laccato nelle varianti campionario Cleicoloursystem, Dialux bianco lucido - Essenze noce dogato - Finiture ante telaio vetro: Telaio alluminio e vetro trasparente - specchio fumè

Maniglie per ante legno

Apertura a pressione (INPA), maniglia applicata MA (P01-M10-M22-M33), maniglia applicata ML (ML11-ML38), maniglia a filo anta W016 - W032 - W117 - D55. Per le ante telaio vetro è previsto l'utilizzo della sola maniglia P01.

- **ARMADIO ANGOLARE**

Struttura

Melaminico bianco, perla, grafite, noce, rovere sabbia, rovere moro - laccato nelle varianti campionario Cleicoloursystem

Ante

Melaminico bianco, perla, grafite, noce, rovere sabbia, rovere moro - laccato nelle varianti campionario Cleicoloursystem, Dialux bianco lucido - Essenze noce dogato

Ante telaio vetro

Telaio alluminio e vetro trasparente - specchio fumè

Maniglie per ante legno

Maniglia applicata MA (P01-M10-M22-M33), maniglia applicata ML (ML11-ML38), maniglia a filo anta W016 - W032 - W117 - D55. Per le ante telaio vetro è previsto l'utilizzo della sola maniglia P01.

- **ATTREZZATURA INTERNA**

Finiture

Melaminico bianco, perla, rovere sabbia, rovere moro - laccato nelle varianti campionario Cleicoloursystem

- **CASSETTIERE INTERNE A 2 - 4 - 6 CASSETTI**

Finiture

Melaminico bianco, perla, rovere sabbia, rovere moro - laccato nelle varianti campionario Cleicoloursystem

Maniglie

Maniglia applicata MA (M10-M22), maniglia a filo anta W016

- **END UNIT**

Structure

Melamine White, Perla, Grafite, Walnut, Oak Sabbia, Oak Moro - lacquered as per Cleicoloursystem.

Door

Melamine White, Perla, Grafite, Walnut, Oak Sabbia, Oak Moro - lacquered as per Cleicoloursystem, Glossy Dialux White - Wavy Walnut Wood

Framed glass door

Aluminium frame and transparent glass - smoked mirror

Handles for wooden doors

Touch-latch system (INPA), MA applied handle (P01-M10-M22-M33) ML applied handle (ML11-ML38), profile handle (W016 - W032 - W117 - D55). For framed glass doors, only handle P01 can be used.

- **CORNER WARDROBE**

Structure

Melamine White, Perla, Grafite, Walnut, Oak Sabbia, Oak Moro - lacquered as per Cleicoloursystem.

Door

Melamine White, Perla, Grafite, Walnut, Oak Sabbia, Oak Moro - lacquered as per Cleicoloursystem, Glossy Dialux White - Wavy Walnut Wood - Framed

Glass door

Aluminium frame and transparent glass - smoked mirror -

Handles for wooden doors

MA applied handle (P01-M10-M22-M33), ML applied handle (ML11-ML38), profile handle W016-W032 - W117 - D55. For framed glass doors, only handle P01 can be used.

- **INTERNAL FITTINGS**

Finishes

Melamine White, Perla, Oak Sabbia, Oak Moro - lacquered as per Cleicoloursystem.

- **INTERNAL DRAWER UNITS WITH 2 - 4 - 6**

DRAWERS

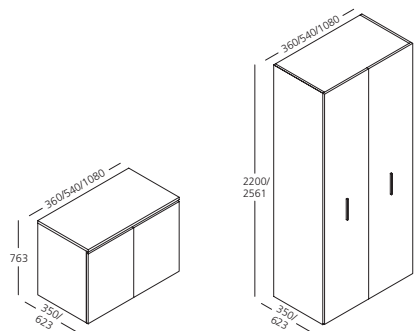
Finishes

Melamine White, Perla, Oak Sabbia, Oak Moro - lacquered as per Cleicoloursystem.

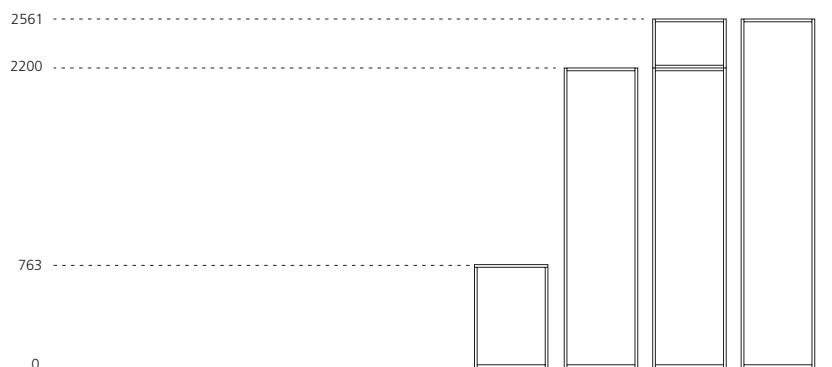
Handles

MA applied handle (M10-M22), profile handle W016

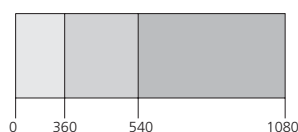
BASI E COLONNE / CABINETS AND STORAGE UNITS



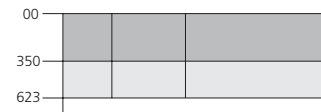
ALTEZZE / HEIGHT



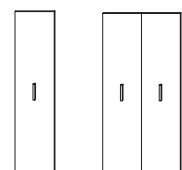
LARGHEZZE / WIDTHS



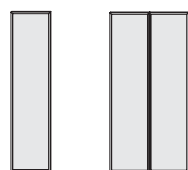
PROFONDITÀ / DEPTHS



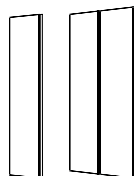
ANTE BATTENTI / HINGED DOOR



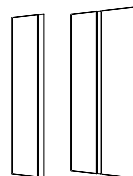
Legno
Wooden
H mm 362 - 726 -
1090 - 1454 - 1818
- 2182 - 2546



Telaio vetro
Framed glass
H mm 1454 - 1818
- 2182



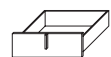
Gola L 30
Groove W 30 mm
H mm 2182 - 2546



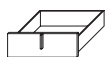
Gola L 80
Groove W 80 mm
H mm 2182 - 2546

L/W mm 357 - 537 - 1077

CASSETTI / DRAWERS



Maniglia MA
MA handle



Maniglia ML
ML handle



Maniglia W016
W016 handle



Maniglia W032
W032 handle

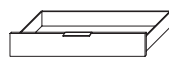
L/W mm 537
P/D mm 350 - 623
H mm 180



Maniglia MA
MA handle



Maniglia ML
ML handle



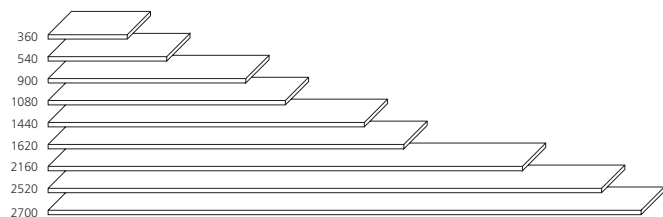
Maniglia W016
W016 handle



Maniglia W032
W032 handle


L/W mm 1077
P/D mm 350 - 623
H mm 180

TOP



P/D mm 350 - 623
H mm 22

BASI A GIORNO, ANTA BATTENTE E CASSETTI / UNITS WITH OPEN SHELVES, HINGED DOORS AND DRAWERS



L/W mm 360
H mm 763



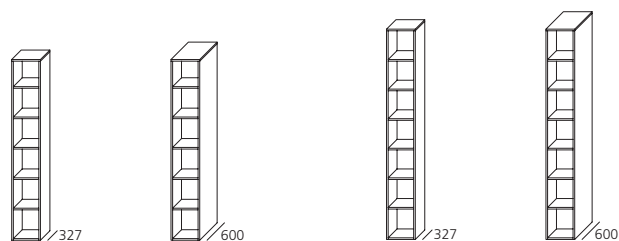
L/W mm 540
H mm 763



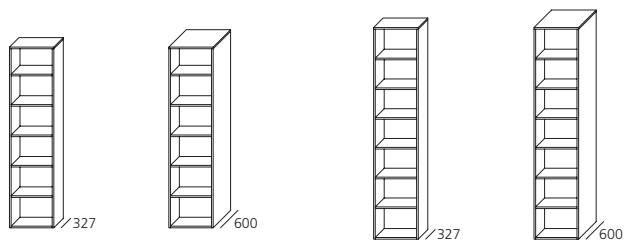
L/W mm 1080
H mm 763



COLONNE A GIORNO / OPEN STORAGE UNITS

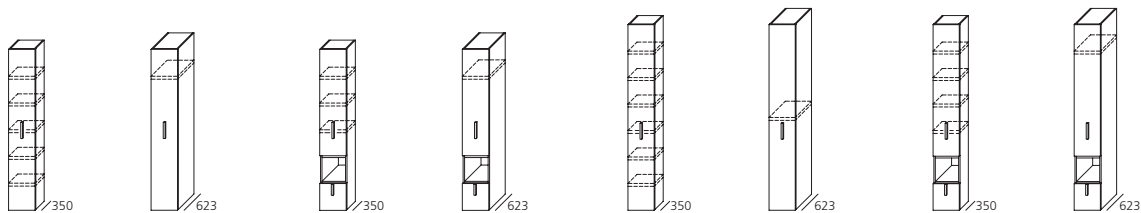


L/W mm 360
H mm 2200 - 2561



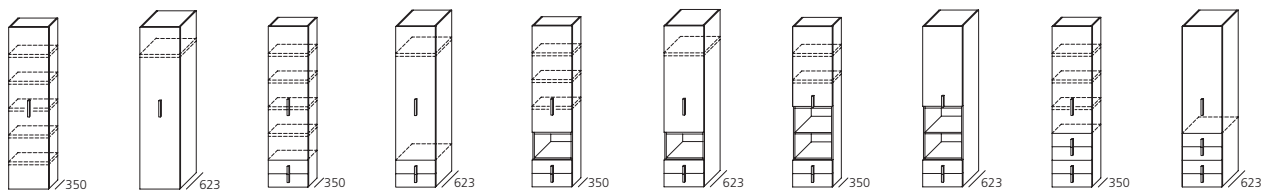
L/W mm 540
H mm 2200 - 2561

COLONNE ANTA BATTENTE / STORAGE UNITS WITH HINGED DOORS

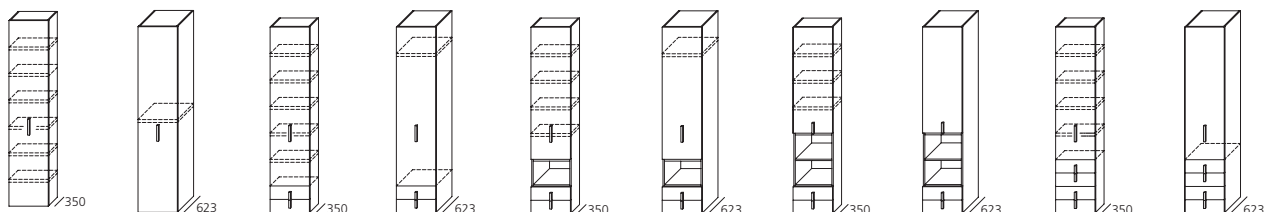


L/W mm 360
H mm 2200

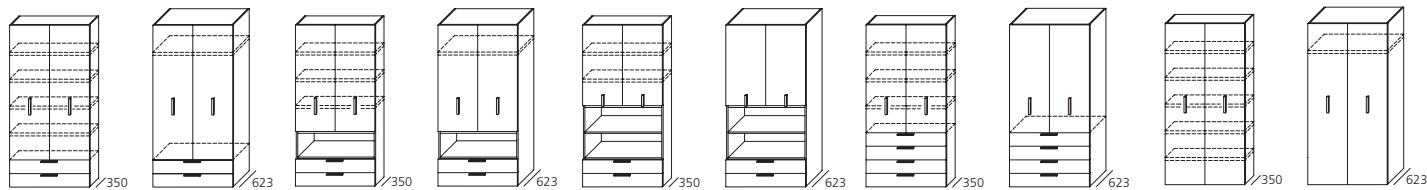
L/W mm 360
H mm 2561



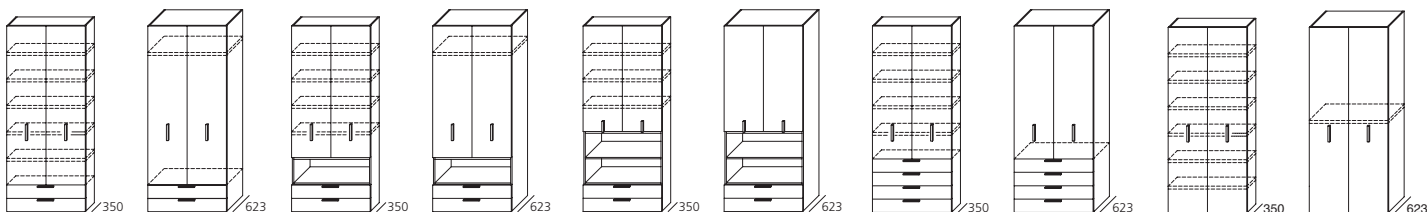
L/W mm 540
H mm 2200



L/W mm 540
H mm 2561

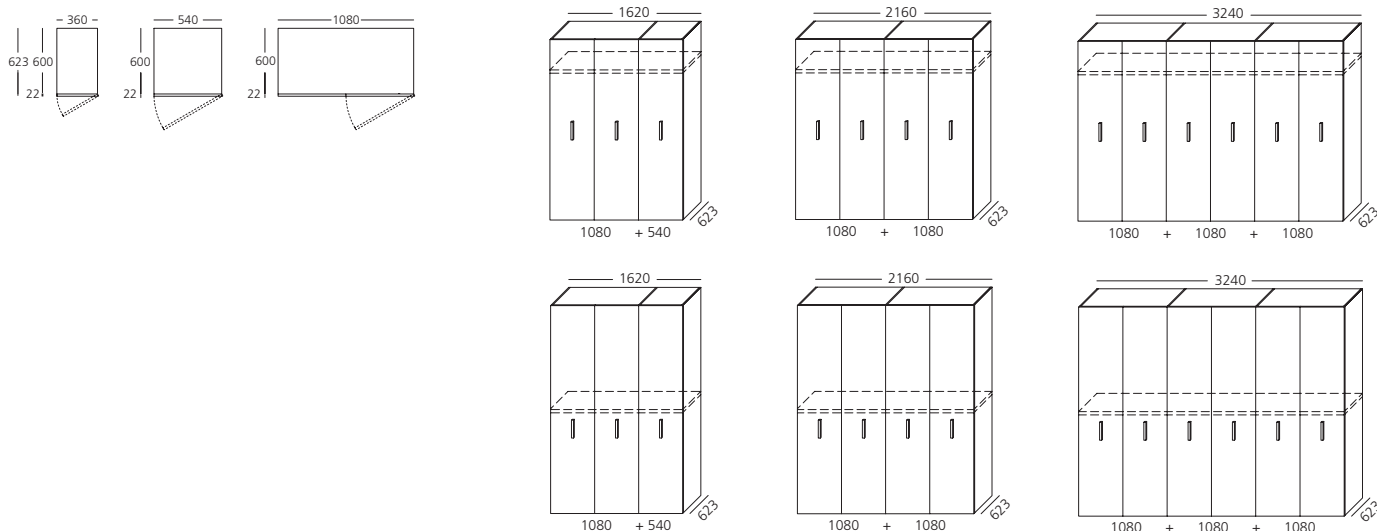


L/W mm 1080
H mm 2200 - 2561

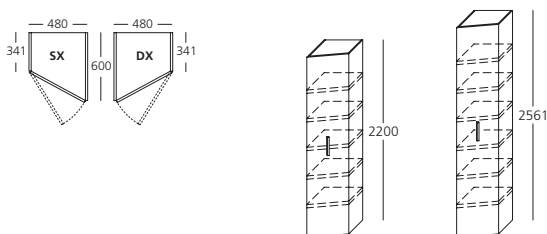


L/W mm 1080
H mm 2200 - 2561

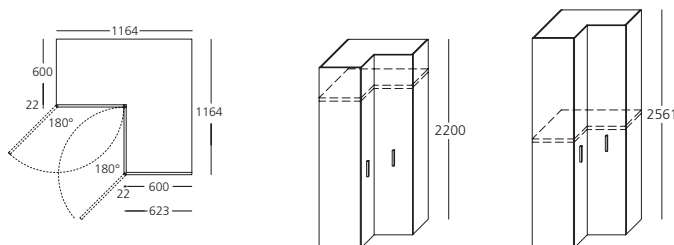
ARMADI ANTA BATTENTE / WARDROBE WITH HINGED DOOR



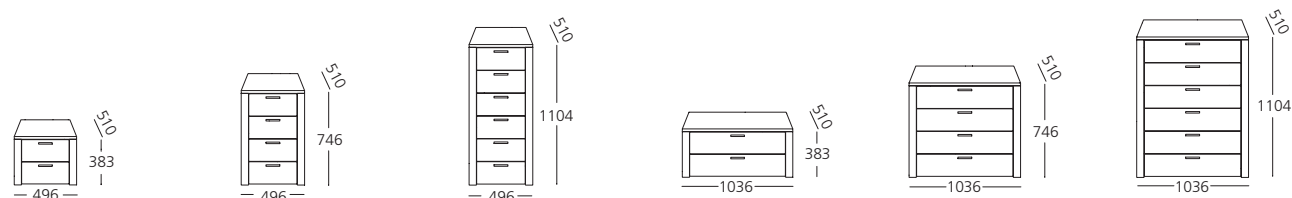
ELEMENTO TERMINALE / END WARDROBE



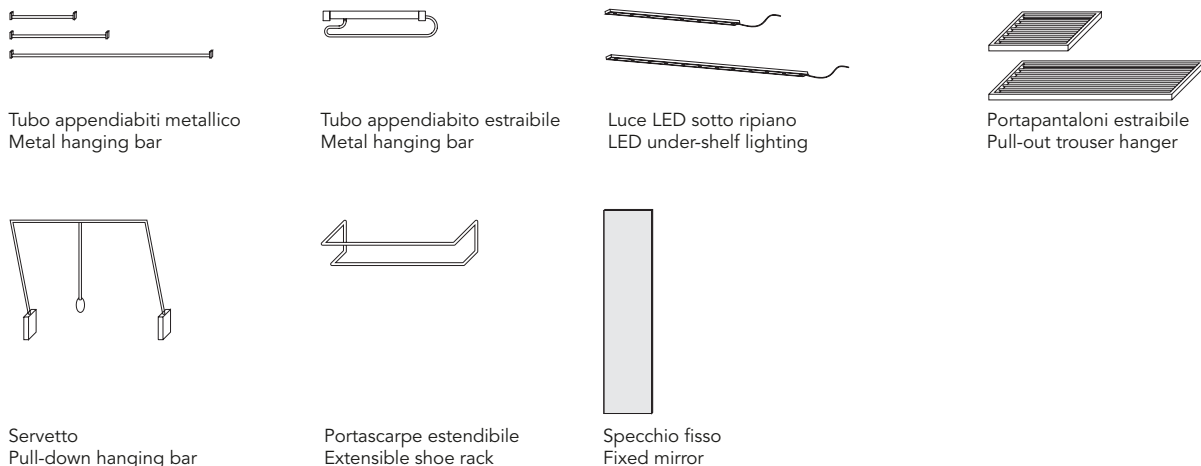
ELEMENTO ANGOLARE / CORNER WARDROBE



CASSETTIERE INTERNE / INTERNAL FITTINGS



ATTREZZATURA INTERNA COLONNE / INTERNAL FITTINGS FOR STORAGE UNITS



Tubo appendiabiti metallico
Metal hanging bar

Tubo appendiabito estraibile
Metal hanging bar

Luce LED sotto ripiano
LED under-shelf lighting

Portapantaloni estraibile
Pull-out trouser hanger

Servetto
Pull-down hanging bar

Portascarpe estendibile
Extensible shoe rack

Specchio fisso
Fixed mirror

Boiserie

_DESIGN: R&D CLEI

INFORMAZIONI TECNICHE / TECHNICAL INFO

Sistema pannelli modulari a terra e sospesi attrezzati con mensole, configurabili con vani giorno e con elementi anta a ribalta.

Il sistema è integrabile nel programma Living & Young System.

Modular system with floor or suspended panels with shelves, that can be fitted with open or flap doors elements .

The system can be integrated with the Living and Young System programs.

FINITURE / FINISHINGS

- **PANNELLI, MENSOLE**

Melaminico bianco, perla, grafite, noce, rovere sabbia, rovere moro, - laccato nelle varianti Cleicoloursystem - Essenze noce dogato

- **ANTE A RIBALTA, BOX IN AGGETTO**

Melaminico bianco - laccato nelle varianti Cleicoloursystem

- **ANTE SCORREVOLI INTERNE PER PANNELLI**

Vetro laccato - Vetro laccato bianco riflettente, Melaminico bianco - laccato nelle varianti Cleicoloursystem

- **PIANI A TERRA**

Melaminico bianco, rovere sabbia, rovere moro, perla - laccato nelle varianti Cleicoloursystem - Essenze noce dogato.

- **BASI CON CASSETTO**

Melaminico bianco e laccato nelle varianti Cleicoloursystem

- **ELEMENTI SOPRALZO**

Struttura: melaminico bianco, perla, grafite, noce, rovere sabbia, rovere moro e laccato nelle varianti a campionario Cleicoloursystem.

Ante: melaminico bianco, perla, grafite, noce, rovere sabbia, rovere moro, Dialux Bianco lucido, essenza noce dogato, e laccato nelle varianti a campionario Cleicoloursystem.

Maniglie: Apertura a pressione (INPA), maniglia applicata MA (P01-M10-M22), maniglia applicata ML (ML11-ML38), maniglia a filo anta W016.

PANELS, SHELVES

Melamine White, Perla, Grafite, Walnut, Oak Sabbia, Oak Moro - lacquered as per Cleicoloursystem - Wavy Walnut Wood.

- **FLAP DOORS, DEEPER BOX**

White Melamine, lacquered as per Cleicoloursystem

- **INTERNAL SLIDING DOORS FOR PANELS**

Lacquered glass - white reflecting lacquered glass, White Melamine, Melamine Walnut, Oak Sabbia and lacquered as per Cleicoloursystem

- **PLATFORMS**

White Melamine, Oak Sabbia, Oak Moro, Perla - lacquered as per Cleicoloursystem - Wavy Walnut Wood.

- **UNITS WITH DRAWER**

White Melamine and lacquered as per Cleicoloursystem - Wavy Walnut Wood.


- **UPPER UNIT**

Structure: Melamine White, Perla, Grafite, Walnut, Oak Sabbia, Oak Moro and lacquered as per Cleicoloursystem.


Doors: Melamine White, Perla, Grafite, Walnut, Oak Sabbia, Oak Moro, Glossy Dialux White, Wavy Walnut Wood and lacquered as per Cleicoloursystem.

Handles: Touch-latch system (INPA), MA applied handle (P01-M10-M22), ML applied handle (ML11-ML38), profile handle W016.

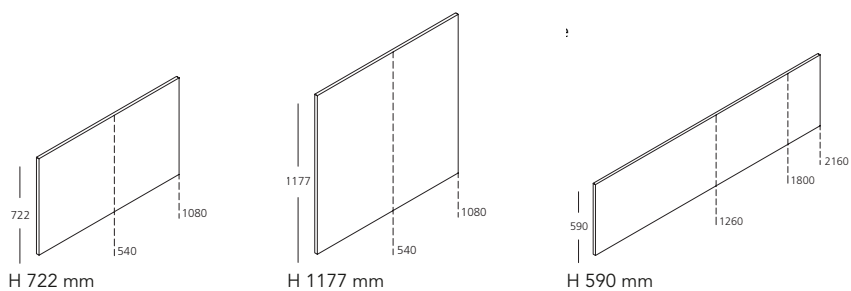
ESEMPI DI COMPOSIZIONE / COMPOSITION EXAMPLES



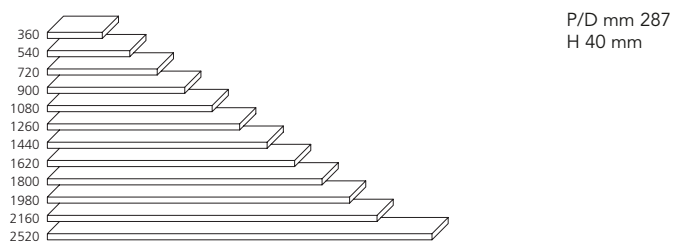
PANNELLI A TERRA / FLOOR PANELS



PANNELLI SOSPESI E IN APPOGGIO / SUSPENDED AND SIT-ON-TOP PANELS



MENSOLE / SHELVES



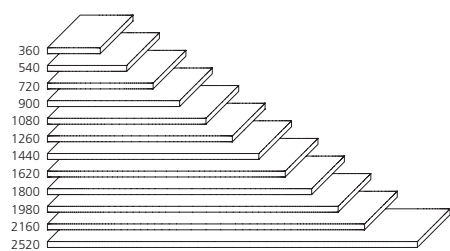
ATTREZZATURE / EQUIPMENT



ANTE SCORREVOLI / SLIDING DOORS



PIANI A TERRA / PLATFORM




P/D mm 600
H 40 mm

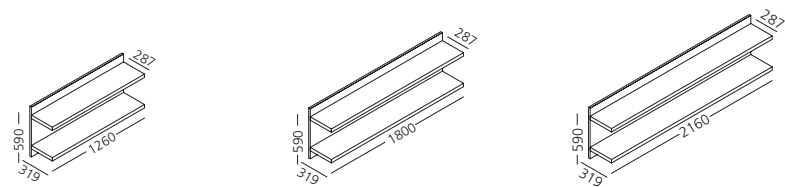
BASI CON CASSETTO / UNITS WITH DRAWER



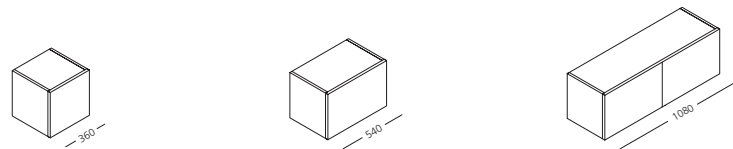
PANNELLI A TERRA CON MENSOLE / FLOOR PANELS WITH SHELVES



PANNELLI SOSPESI CON MENSOLE / SUSPENDED PANELS WITH SHELVES



ELEMENTI SOPRALZO / UPPER UNIT



P/D mm 350 - 623
H mm 361

Elementi di coordinamento per trasformabili / Coordinating units for transforming systems

_DESIGN: R&D CLEI

INFORMAZIONI / INFO

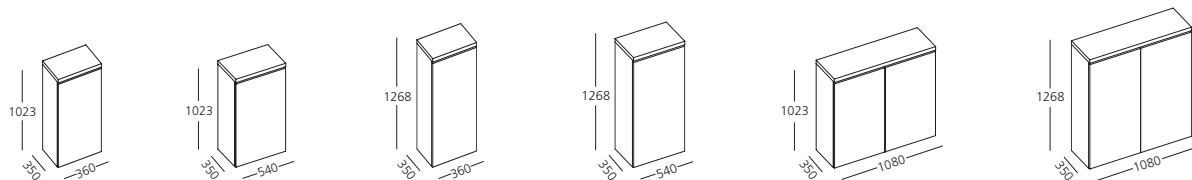
Basi, pensili, librerie a terra e sospese integrabili in affiancamento e sovrapposizione ai sistemi trasformabili, per la progettazione delle composizioni.

- Elementi contenitori basi per Kali e Poppi
- Elementi libreria per Kali
- Pensili in appoggio P mm 350 per Kali e Poppi
- Pensili in appoggio P mm 623 per Kali e Poppi
- Basi con anta a ribalta per sistemi trasformabili con divano
- Boiserie per base con anta a ribalta in appoggio
- Boiserie per sistemi trasformabili con divano
- Elementi contenitori colonna per sistemi trasformabili con divano
- Elementi contenitori laterali base per Cabrio In

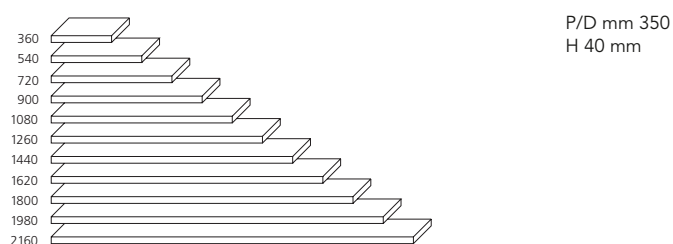
Units, wall elements, floor and suspended bookshelves that can be integrated alongside and above transforming systems, for design of compositions.

- Storage units units for Kali and Poppi
- Bookshelf units for Kali
- Top-resting wall elements 350 mm for Kali and Poppi
- Top-resting wall elements 623 mm for Kali and Poppi
- Units with flap down door for transforming systems with sofa
- Boiserie behind unit with flap door
- Boiserie for transforming systems with sofa
- Storage units for transforming systems with sofa
- Side base storage for Cabrio In

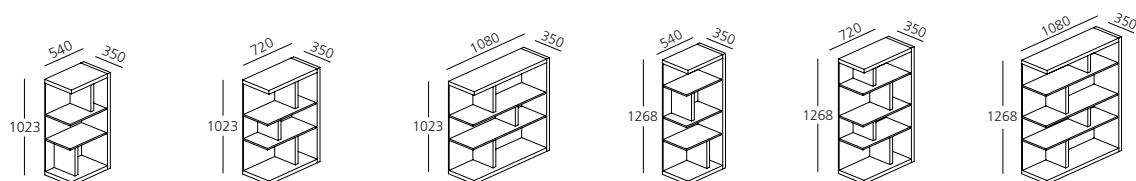
BASI PER KALI - POPPI / UNITS FOR KALI AND POPPI



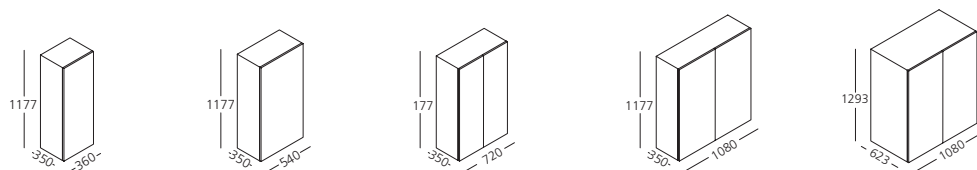
TOP PER BASI PER KALI - POPPI / BASE STORAGE UNITS FOR KALI - POPPI



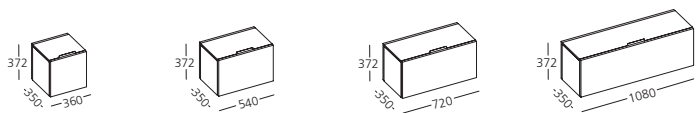
ELEMENTI LIBRERIA PER KALI / BOOKSHELF UNITS FOR KALI



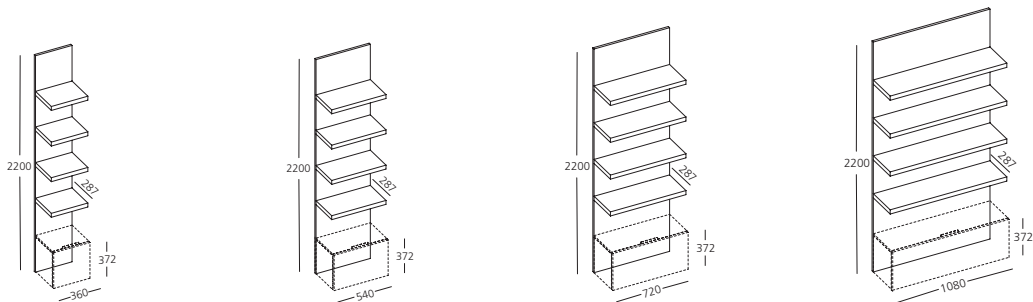
PENSILI IN APPOGGIO PER KALI E POPPI / TOP-RESTING WALL ELEMENT FOR KALI AND POPPI



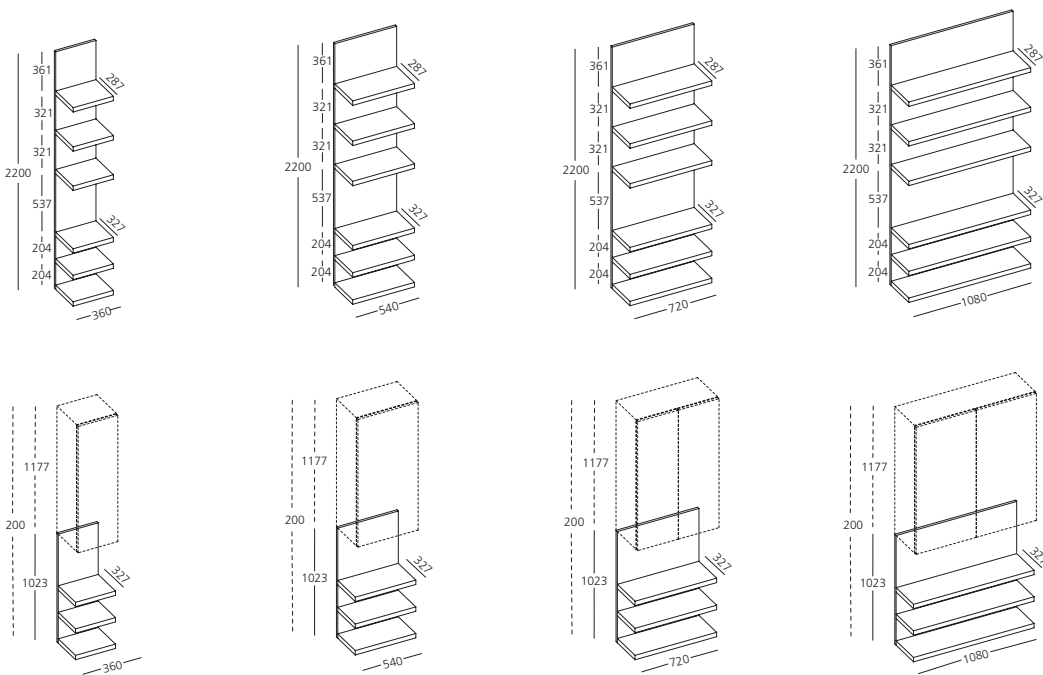
BASI CON ANTA A RIBALTA PER TRASFORMABILI CON DIVANO / UNITS WITH FLAP DOOR FOR TRANSFORMING WITH SOFA



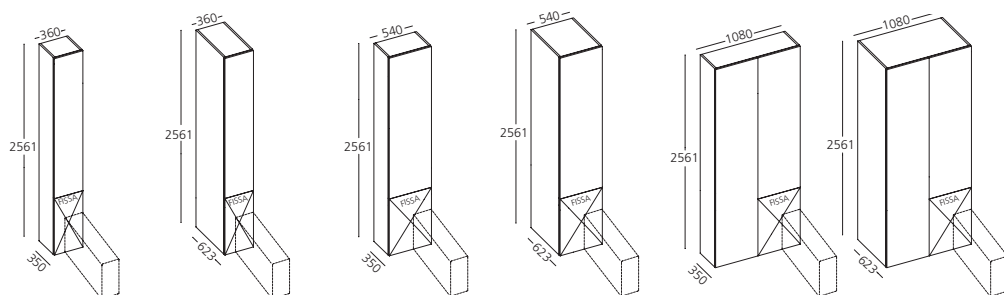
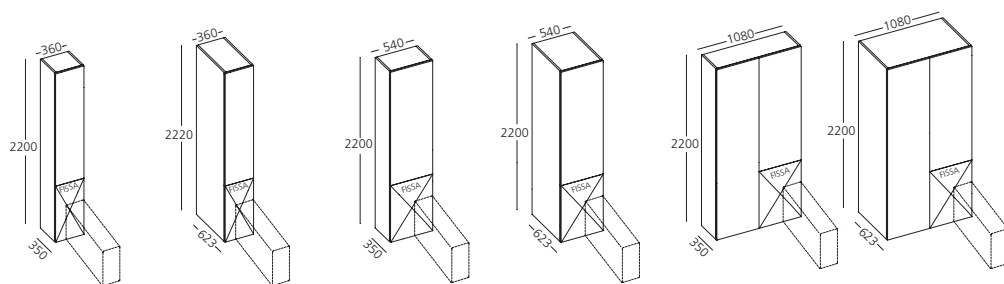
BOISERIE PER BASE CON ANTA A RIBALTA IN APPOGGIO / BOISERIE BEHIND UNIT WITH FLAP DOOR



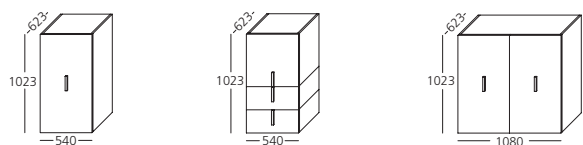
BOISERIE PER TRASFORMABILI CON DIVANO / BOISERIE FOR TRANSFORMING WITH SOFA



ELEMENTI CONTENITORI COLONNA - PER TRASFORMABILI CON DIVANO /
STORAGE UNITS TO COMPLETE TRANSFORMING WITH SOFA



ELEMENTI CONTENITORI LATERALI BASE E COMPOSTI PER CABRIO IN /
SIDE BASE STORAGE AND COMPOSITE UNITS FOR CABRIO IN



Scrivani / Desk

_DESIGN: R&D CLEI

INFORMAZIONI TECNICHE / TECHNICAL INFO

Piani lineari e sagomati a disegno sp. mm 40.

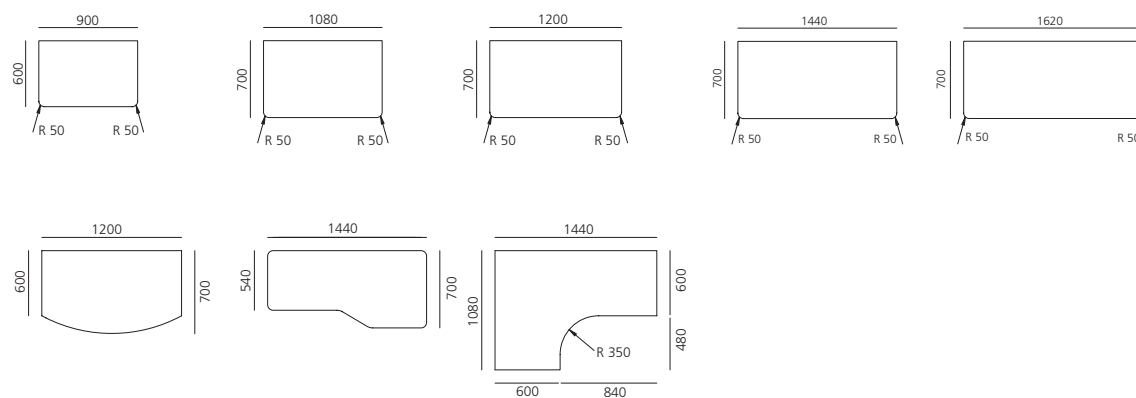
40 mm thick linear tops and tops shaped according to drawings.

FINITURE / FINISHINGS

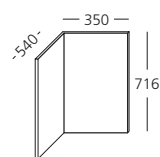
- TOP
Melaminico bianco, perla, grafite, noce, rovere sabbia e laccato nelle varianti a campionario Cleicoloursystem.

TOP
Melamine White, Perla, Grafite, Walnut, Oak Sabbia and lacquered finish as per Cleicoloursystem.

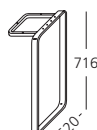
TOP



ACCESSORI / ACCESSORIES



Fianco
Side



Gamba in metallo
Fixed metal leg



Squadrette metallo
Metal support brackets



Passacavo
Cable grommet



Cassettiera su ruote
Chest of drawers